



Valse à Newton *(Waltz in Newton)*

Choreography: Frédéric Cellé

Year of premiere: 2023

Technical rider

Last update 18/03/2024



1) Contact

Adress : Le grand jeté ! – 9 rue des Tanneries – 71 250 Cluny FRANCE

- Stage manager : Martin Schuhler : +33 (0) 6 88 28 17 – martin.schuhler@gmail.com
- Tour manager : Theodbald Miralles : +33 (0) 6 26 29 19 09 - theod.spectacle@gmail.com
- Sound manager : Thibaut Farineau : +33 (0) 6 66 52 90 16 – thibaut.farineau@laposte.net
- Sound manager : Théo Rodriguez—Noury : +33 (0) 6 37 96 63 89 - theo_rn_89@yahoo.fr
- Tour producer : Anouk Hablet : +33 (0) 7 81 94 87 20 – production@legrandjete.com
- Administrator : Annick Boisset : +33(0)6 80 54 64 04 – administration@legrandjete.com

2) Preamble

This technical sheet is part of the contract. To respect it is essential to the smooth running of the show. However, adaptations are possible if they are planned in advance. Please contact us if you consider it.

This is a bi-frontal dance show for all type of audiences. It lasts approximately 50 minutes.

The show is designed for a daytime performance in public spaces or non-dedicated areas (gymnasiums...). For a performance outdoors at night (or indoors) please contact us.

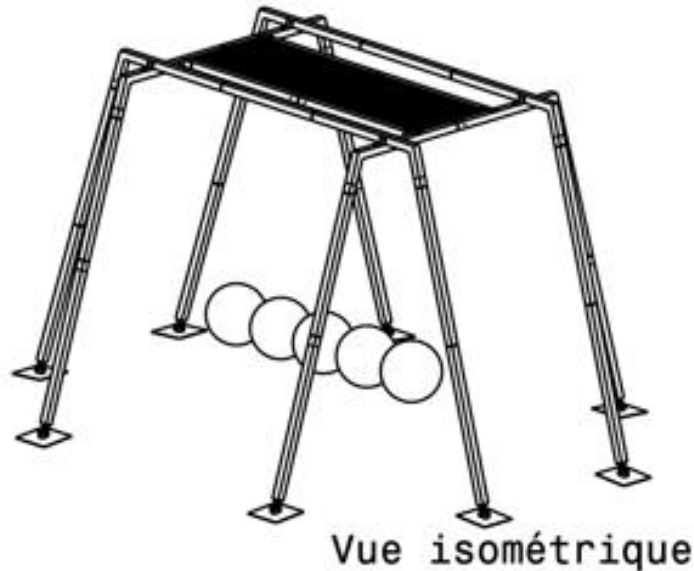
You will be welcoming a team of 6 on tour :

- 3 dancers
- 2 stage managers
- 1 choreographer

The structure must be watched during meal times, at night, if set-up takes place the day before the performance or if we perform several days in a row. Security is required whenever the team is not on-site.

3) Scenography

The scenography is composed of a self-supporting gantry inspired by Newton's pendulum.



The dimensions of the gantry are as follows

- Width 5.35m
- Length 6.7m
- Height 3.7m

On the floor, a black foam mat provided by the company completes the scenography.

4) Playing area

The floor can be made of very different materials (tarmac, concrete, stabilised, parquet, tiles, etc.). Paving stones should be avoided, as any other non-regular floor should. Grass is possible only if the ground is regular enough.

The maximum slope is 1%.

When you choose the playing area and imagine the orientation of the structure, please take note of the position of the sun, so that the public is not dazzled can enjoy the sun's rays on its side, behind the control room.

In some cases, it may be necessary for us to see the paying area before our arrival.

The show is bi-frontal. The ideal playing area size is a rectangle of 15m x 13m. The minimum dimensions are 13m x 11m. This space does not include the control room or the audience area.

The minimum height is 7m, but 8m is ideal. The space must be clear (no branches, trees). If possible, the location should be quiet. Please take noise pollution into account, starting from our rehearsals.

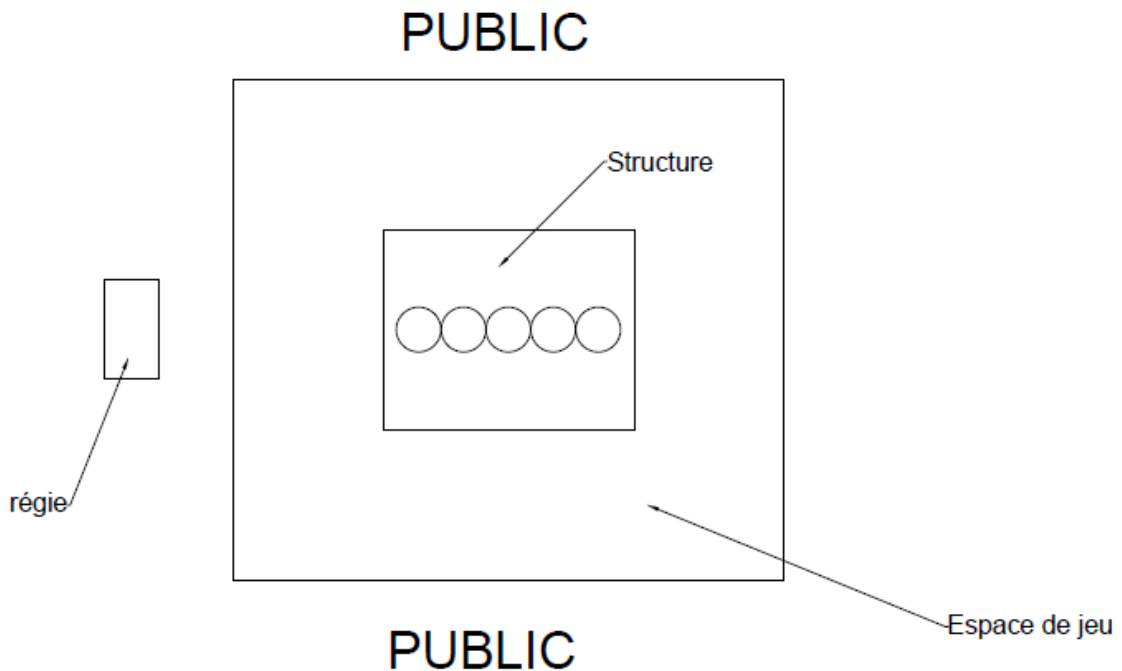
The audience will be seated in a slight arc, along the long side of the structure, with the control rooms at the end of the short side of the structure (please see diagrams below)

The performance space must be at ground level and accessible by a 15m³ truck in order to unload directly on-site. If this is not possible, please take note that we will need extra time and staff for unloading.

In case of bad weather conditions, please provide a back-up site (gymnasium, etc.) with equivalent characteristics. The decision to change of playing area will be taken set-up day in agreement between the company and the organiser.

Either way, to confirm our venue, please send us plans and photos of the playing area.

During the show, the performers use magnesia and rosin, which can mark the floor. This white powder disappears on contact with water.





5) Public

Capacity: 1 000 people

The audience must be seated in a bi-frontal position (the capacity varies according to the organiser's choice regarding seating arrangements: bleachers, chairs, benches, carpet, standing audience...),

Please provide all the equipment needed to seat the audience. We will not provide any seats. Please note that a big part of the show will take place on the floor.

6) Schedule

The team will arrive on D-1 and leave on D+1.

During summer, if the playing area is exposed to the sunlights, please don't plan a showtime before 6:00 p.m. Showtime must be chosen in agreement with our stage manager.

The planning will be adjusted to every performances but here are some informations :

For a showtime at 6:00 p.m., please respect the following schedule:

- 09:00 a.m - 2:00 p.m. _ structure and sound set-up (+lighting set-up in case of a night-time performance).
- 2:00 p.m. - 3:00 p.m. _ lunch time
- 3:00 p.m. – 4:30 p.m. _ warm-up and rehearsal
- 4:30 p.m. - 5:30 p.m. _ set-up
- 5:30 p.m. _ public entrance
- 6:00 p.m. _ performance
- 7:00 p.m. – 9:30 p.m. _ dismantling and loading

If we play several days in a row, the schedule (excluding set-up) would be as follows:

- 3:00 p.m. – 4:30 p.m. _ warm-up and rehearsal
- 4:30 p.m. - 5:30 p.m. _ set-up
- 5:30 p.m. _ public entrance
- 6:00 p.m. _ performance

Count 2h30 for dismantling and loading inside the truck.

Moreover, you will need to plan security when the company is not on the playing area.

In case of a performance before 4:00 p.m., the set-up will be done the day before. It will therefore be necessary to provide night-time security.

Cie Le grand jeté ! Frédéric Cellé

Stage management: Martin Schuhler : +33 (0) 6 88 28 17 – martin.schuhler@gmail.com

7) Equipment requests

To ensure a smooth setting up, we request the following equipment from the organiser:

- 2 fork-lift legs. Minimum load 220kg and minimum height 5m (type ASD ELP500, Fantek FT-5323, etc.) for assembly and dismantling.
- 1 tent 3x3m with side for the control room
- A fan to ventilate the sound card and computer.
- A standard 16A (3kW) power supply dedicated to the sound system, in the control room.
- Cable routing between the control room and the power supply point.
- 1 x 80 x 200cm table and 2 chairs for the control room
- Tarpaulins and bin liners to protect the equipment at night and in bad weather.

To ensure a smooth setting up and performance, we request the following staff from the organiser:

- 1 stage manager involved during unloading, setting up, dismantling... present upon our arrival until our departure.
- 1 stagehand for set-up (5h) and dismantling (2h30)
- 2 people to welcome the public.
- If night-time performance: 1 lighting engineer and 1 electrician.
- If capacity exceeds 400 people: 1 sound manager

8) Sound equipment requests:

For a performance with a capacity less than 400 people

The company can be self-sufficient in terms of distribution. Please ask our stage manager.

We can provide the equipment described in this technical sheet.

For a night-time performance, please provide two control lamps.

For a performance with a capacity more than 400 people

Please contact our sound manager.

For the broadcast, please provide:

- Two complete stereo systems (Heads + Subwoofers), on rack and pinion stands, with power levels adapted to the audience.

The system will be installed and set up by the host manager if possible before our arrival.

In this case, we will use our broadcast system for a feedback sound system of the performers.

For the control room, please provide :

- 10 OUT minimum digital console, with processing (EQ, del...) on each output. 6 IN in XLR minimum. One ST input.

Cie Le grand jeté ! Frédéric Cellé

Stage management: Martin Schuhler : +33 (0) 6 88 28 17 – martin.schuhler@gmail.com



- 2x 4-slot power sockets.
- Power supply sized for the host broadcast system + 3kW for the company's equipment.

The company brings the following equipment:

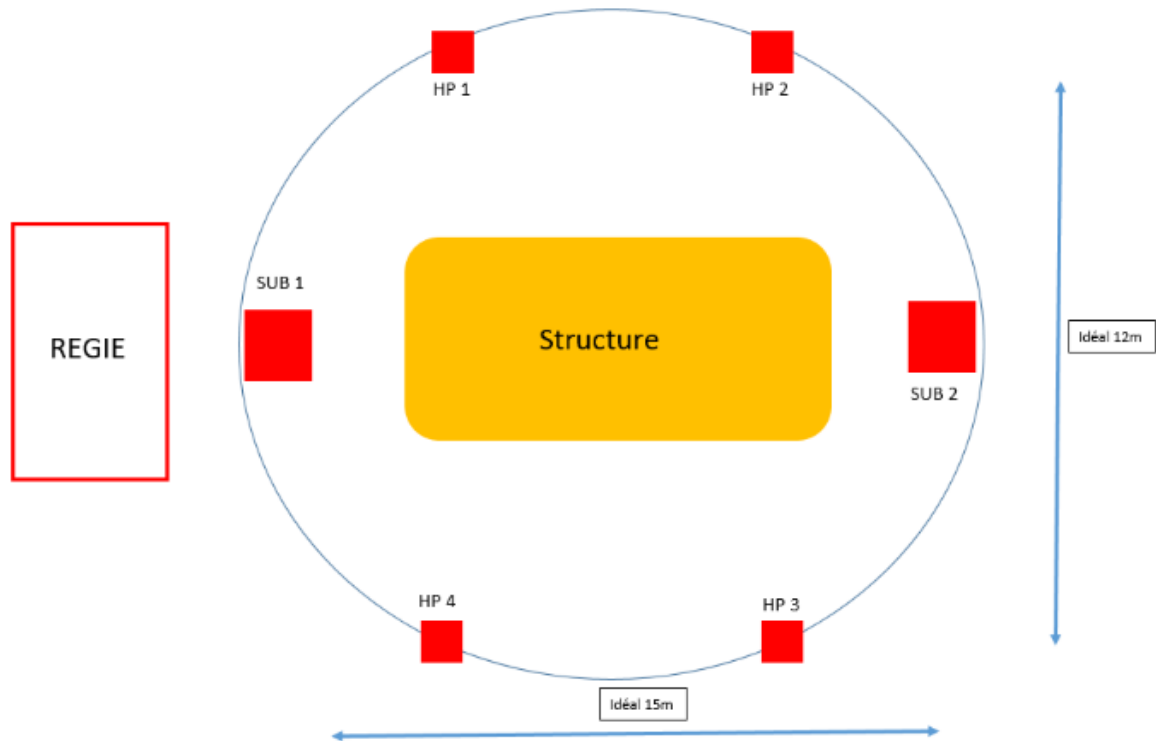
- ElectroVoice broadcast system, 4 heads, 2 subs.
- A Soundcraft signature12 mixer.
- 2x Hyper-Cardioid static microphones.
- A computer
- A sound card
- Midi controller
- A Wifi router (for the interactive device of the show)

Configuration :

Patch base :

Set Live	Out son	Carte	In Console	Routing Console	Diffusion	notes
Send B	3		Input 1	BUS 1 / OUT 1	HP 1	
Send C	4		Input 2	BUS 2 / OUT 2	HP 2	
Send D	5		Input 3	BUS 3 / OUT 3	HP 3	
Send E	6		Input 4	BUS 4 / OUT 4	HP 4	
Send F	3 / 4		Input 1/2	BUS 1/2		
Send G	5 / 6		Input 3/4	BUS 3/4		
Send H	7		Input 5	BUS 5	SUB 1/2	mono (link)

Plan :



9) Lights

In case of performances at night or during the evening, please contact us.

We will need a uniform, dimmable and controllable lighting from the control room (e.g., 4 towers of 7m with 2 cycliodes each.)

10) Dressing rooms

The company will provide all the costumes required for the show. In case of several performances in a row, please provide a washing machine (with washing powder) and a tumble dryer for the costumes.

Provide 1 dressing room for 3 performers close to the playing area with :

- Mirrors, racks with hangers, towels, tables and chairs
- Showers and toilets
- Water

A sweet and savoury catering (for 6 people) will be greatly appreciated by the whole team (if possible prefer fresh, local and organic products).